

# SUPPLIER KIT

## How to send PDF-invoices to VINCI Energies in Belgium

July 2023



Clear process



VINCI Energies improves purchase to payment cycle and process efficiency.



Invoices are paid on time, saving time and money.

**Contents**

VINCI Energies is moving to electronic invoicing .....3

Registration process .....4

    1. Use existing Basware account .....4

    2. Create an account .....4

    3. Fill in your company details .....4

    4. Add email address(es) for PDF invoices .....7

Sending PDF invoices .....9

    5. Start sending PDF-invoices .....9

    6. Create a PDF-invoice .....9

    7. Attachment policy .....10

    8. Send the PDF-invoice .....10

    9. Invoice delivery .....10

    10. Mandatory content requirements for PDF e-invoice .....11

    11. Invoice validation and rejections .....12

    12. Invoice monitoring .....12

    13. VINCI Energies email addresses .....12

Track your invoice status .....15

Frequently Asked Questions (FAQ) .....16

## VINCI Energies is moving to electronic invoicing

This guide contains detailed instructions on how to send PDF-invoices to VINCI Energies. When following these instructions, VINCI Energies will receive PDF-invoices as electronic invoices. This service is free of charge for the supplier.

VINCI Energies has chosen Basware as partner for digital invoices.

Watch this short [registration video](#) and activate the service:

- Register to the Basware Portal (see process below)
- Add to Basware Portal the email address(es) from which you will send PDF-invoices.
- Go to your email- or invoicing software and attach a PDF-invoice to your email and start sending.

If you have questions about sending invoices to VINCI Energies, please do not hesitate to contact us as per below:

### Contact details

<b>VINCI Energies in English or Dutch</b>	Questions regarding invoice content	<a href="mailto:digitalisation@vinci-energies.com">digitalisation@vinci-energies.com</a>
<b>Basware customer support</b>	Questions regarding Basware services	<a href="https://basware.servicenow.com/bw?id=bw_sc_cat_item_public">https://basware.servicenow.com/bw?id=bw_sc_cat_item_public</a>

## Registration process

By using this free of charge PDF-service you can start sending e-invoices to VINCI Energies. To get started you must register to the PDF e-Invoice service via Basware Portal. Watch this short [registration video](#) and activate the service.

### 1. Use existing Basware account

If you are already using Basware Platform, you do not have to create a new account.

You have to join our network in Basware Portal by accepting our invitation:

<https://portal.basware.com/open/PDFemailVinciEnergiesBelgium>

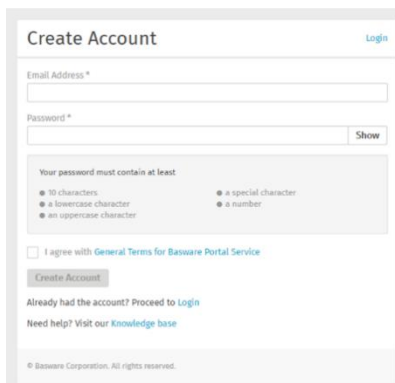
Then, jump to step § [Send PDF invoices](#)

### 2. Create an account

Open the registration link: <https://portal.basware.com/open/PDFemailVinciEnergiesBelgium>

On the service landing page, enter your email address and click **Sign Up**.

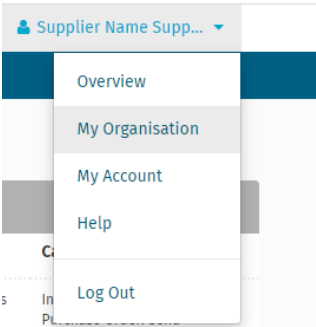
**Create an Account** page opens:



Enter your email address, choose a secure password and create the account. The service sends a confirmation message to your email address. The confirmation message is sent from <no.reply@basware.com> and could end up in your spam filter. Open the confirmation message to activate your account.


### 3. Fill in your company details

Now, you must fill in some details about your organization to activate the Basware PDF e-Invoice for Receiving -service.



- **Provide your company identification:**

**Overview / My Organisation**

<b>Name</b> <input type="text" value="Supplier Company Name"/>	<b>Legal Status</b> <input type="text" value="NV"/>	<b>Organisation's Logo</b> 
<b>Website</b> <input type="text"/>	<b>Place Of Registration</b> <input type="text" value="Liege"/>	
<b>Suppliers link</b> <input type="text"/>		

---

**Organisation's Identifiers**  Hide Organisation Identifiers

[+Add Identifier](#)

VAT	BE1539891310
-----	--------------

---

**International Tax Identifiers** [+Add Identifier](#)

Belgium	VAT	BE1539891310	Belgium
---------	-----	--------------	---------

• **Your company address and Company size:**

<b>Street Address</b> <input type="text" value="99 Rue du Mont St Martin"/> <input type="text"/>	<b>Contact Name</b> <input type="text"/>
<b>City</b> <input type="text" value="Liège"/>	<b>Phone</b> <input type="text"/>
<b>Country / State / Province</b> <input type="text"/>	<b>Fax</b> <input type="text"/>
<b>Administrative area</b> <input type="text"/>	<b>Email</b> <input type="text" value="account@yopmail.com"/> <input checked="" type="checkbox"/> Use as the default contact email address in new documents <a href="#">» Additional Address Fields</a>
<b>ZIP code</b> <input type="text" value="4000"/>	
<b>Post Box</b> <input type="text"/>	
<b>Country</b> <input type="text" value="Belgium"/>	
<input type="checkbox"/> Use This Address as the Delivery Address <input type="checkbox"/> Use This Address as the Ship From Address	

---

<b>Share Capital</b> <input type="text" value="30000"/>	<b>Managing Director</b> <input type="text" value="AR accounting department"/>
--	---

• **Bank data**

**Banking Details** + Add Bank Account

☆ Favorite - ?

**Country**

Belgium ▼

**Account type**

IBAN ▼

**Account No.**

BE66666666666666

**SWIFT/BIC**

BBNPOOS

**Account name**

**Currency**

EUR


**Bank Name**

**Bank State Branch**

**Routing transit number** + Add routing transit number

**4. Add email address(es) for PDF invoices**

To add the email address(es) from which you will send PDF e-Invoices, click **Add Email Address**. You can only send invoices from the address(es) that you define here. Invoices sent from other addresses will not be delivered to VINCI Energies. You can add up to 200 email addresses here:



### Send e-Invoices by Email

Send PDF invoices to your customer by email

[Show benefits](#)

---

▼ Service settings

Enter an email address that is used only by you. By using this address, you verify that the business documents sent from this address to Basware belong to you. Do not use a generic address that can be used by many senders.

**Send Invoices From \***

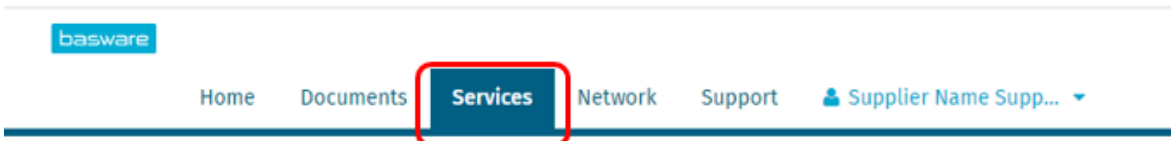
 -

[+ Add Email Address](#)

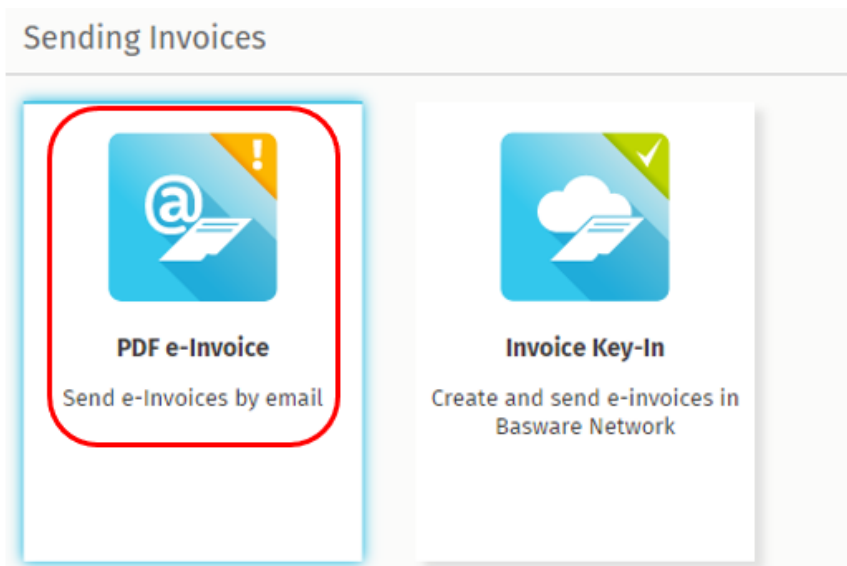
Click Activate to activate the service, and you're ready to start sending PDF invoices. Make sure your PDF invoice matches the requirements of the service and any specific requirements that your customer may have. Then, email the PDF invoice to the customer's PDF invoice address: customer.address@email.basware.com. For more information, see the [Basware PDF e-invoice User Guide](#)

If you wish to add more email addresses later, please go to the [Basware Portal](#) and login.

**1- Go to services:**

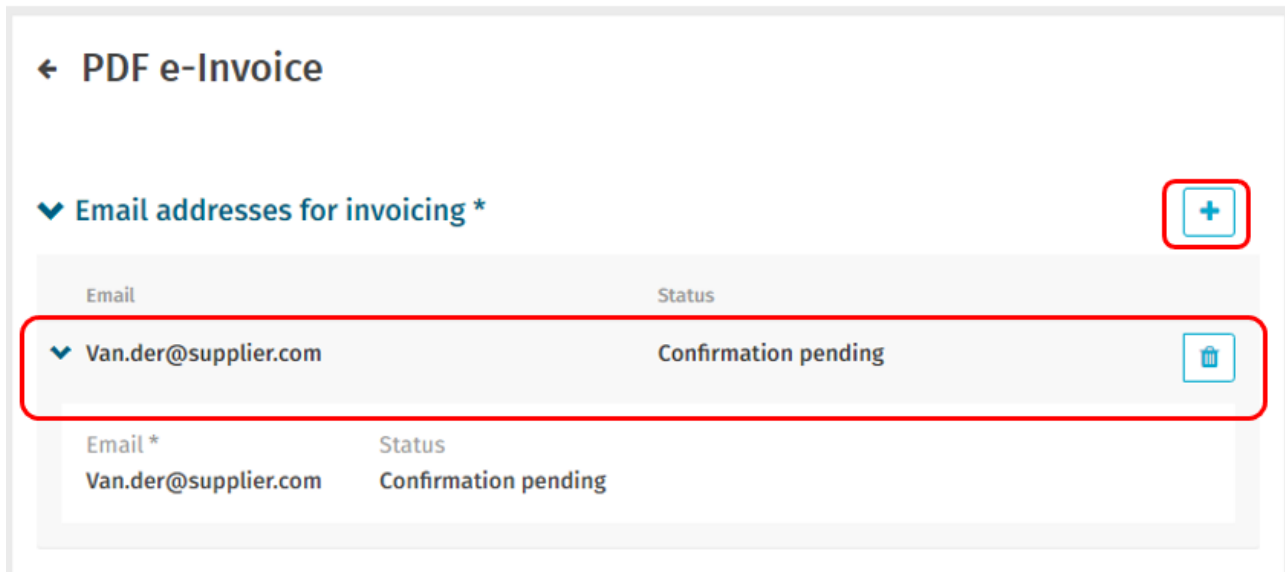


**2- Select PDF eInvoice:**



**3- Add the email addresses**





All user email or system email will need to be confirmed. An email will be sent from [no.reply@basware.com](mailto:no.reply@basware.com) in order to confirm the email address. If the email is not confirmed the user or system will not be able to send PDF invoices.

**Important:** in case of using a generic email address ([Noreply@supplier.com](mailto:Noreply@supplier.com)) and cannot be confirmed, please send us an email to § [Contact](#)

## Sending PDF invoices


### 5. Start sending PDF-invoices

For the service to work, the invoices that you send in must have the same layout as the first invoice. Because the invoices are read electronically, the content of each invoice must be in [machine-readable](#) text format - the invoices cannot be hand-written, scanned or contain the information in image format. Please make sure that your PDF-invoices are machine-readable and that they are sent to the correct VINCI Energies email address for PDF-invoices (found in section A of this supplier kit).

### 6. Create a PDF-invoice

There are many ways you can create a PDF invoice:

- You can use your current accounting software, if it allows you to export invoices in machine-readable PDF format.
- You can use a word processing or spreadsheet software - for example, tools from the Microsoft Office, if it allows you to save documents in machine-readable PDF format:



## 7. Attachment policy

If you attach invoice attachments to your email message, make sure that you follow the attachment policy of the service:

- **Included in the invoice:** you can include the attachments in PDF invoice. First pages must be dedicated to Invoice
- **In separate files:**
  - You can only send attachments in PDF format. The service ignores all other attachment types.
  - Name the attachment so that it contains the word attachment, anhang, anlage, adjunto, annex, or liite. For example, attachment\_112233.pdf.
  - If you send multiple attachments, Basware recommends that you send only one invoice per each email.

More information about the attachment policy can be found [here](#).

## 8. Send the PDF-invoice

1. Using your standard email client (Outlook, Gmail,...) , create a new email message.
2. Attach the PDF-invoice you have saved on your computer to the email message.
3. If you want to send invoice attachments to your customer, attach them to the email. For instructions on how to name the attachments, see Attachment Policy.
4. Type VINCI Energies' PDF-invoice address in the email receiver field. VINCI Energies email addresses for PDF-invoices are found in section A of this supplier kit.
5. Send the email.

---

**THE BASWARE PDF-SERVICE DELIVERS TO VINCI Energies ONLY PDF-INVOICES THAT ARE SENT FROM EMAIL ADDRESSES THAT ARE REGISTERED TO THE SERVICE. THE SERVICE WILL AUTOMATICALLY REJECT INVOICES THAT ARE SENT FROM AN UNREGISTERED EMAIL ADDRESS.**

---



## 9. Invoice delivery

Basware sets up the conversion process when you send the first invoice into the service. For the service to work, the invoices that you send in must have the same layout as the first invoice.

Basware will notify you by email when the first email has been delivered to VINCI Energies successfully. **The first PDF-invoice can take a few business days** to be mapped and delivered to VINCI Energies. No further confirmation emails will be sent unless there are delivery problems with the invoices.

## 10. Mandatory content requirements for PDF e-invoice

Please ensure that the following information is included in your PDF-invoice prior to your email being sent. If one mandatory field (M) is found empty, your invoice will be returned.

General Information	Field
Invoice number	M
Tax invoice/tax credit note (indicates if debit or credit invoice)	M
If credit note, reference to erroneous invoice	*
Doc Date (Invoice date)	M2
Due Date (Valuta Due Date)	*
Delivery Date/ Date Of Delivery Month	M2
Currency	M
Buyer Order Number	*
Customer Reference	*
Contract Number	*
Customer Information	
Full name of the customer	M
Full address of the customer	M
Receiver VAT number	M
Project Code	*
Supplier Information	
Full name of the sender (Supplier Name)	P (M)
Full address of the sender (Supplier Address)	P (M)
The VAT identification number or other appropriate business identification number of the supplier (SIRET Number, SIREN Number)	P (M)
Factor	*
IBAN (bank account in IBAN format)	*
SWIFT (BIC)	*
Sender Bank Account (local format)	*
Payment Reference (Maksuviite, OCR nummer, KID nummer, FIK code, OGM-VCS))	*
Summary	
Net amount (VAT excluded)	M
Gross amount (VAT included) <sup>2</sup>	M
Freight	*

VAT rates applied	M
Break-down of the taxable amount (excluding VAT) per VAT rate or exemption	M
Break-down of the VAT amount per VAT rate or exemption	*
Total VAT amount payable (total VAT amount)	M
P	Populated from the information supplier provides when registering into the service.
M	Mandatory. The invoice is rejected to the sender by e-mail, if the field is found empty.
M1	Mandatory. The invoice is rejected to the sender by email, if both of these fields are found empty.
M2	Mandatory. The invoice is rejected to the sender by email, if the date is not a valid calendar date.
*	Captured if this data is found on the first invoice the supplier sends into the service. The invoice data must be found on the invoice in a machine-readable format.
<sup>2</sup>	If Gross amount does not equal Net amount + Total VAT amount (+ Freight), the invoice is rejected to the sender.

### 11. Invoice validation and rejections

Typical scenarios where the PDF-invoice is being rejected:

- The PDF invoice file is not machine-readable.
- The email invoice was sent from an un-registered email address.
- A mandatory field does not have content.
- The name of the attachment file does not include one of the following words: attachment/anlage/adjunto/annex/liite.

Basware will notify by email if the invoice cannot be delivered.

### 12. Invoice monitoring

If you want to check on invoice delivery status, please go to the [Basware Portal](#) and login. Go to the tab **Documents** and see an overview of your sent PDF-invoices.

Please note that the first PDF-invoice that you send to VINCI Energies new email addresses can take a few business days to be delivered and visible in the portal. Basware will notify you by email when the first email has been delivered to VINCI Energies successfully. No further confirmation emails will be sent unless there are delivery problems with the invoices.

For other purposes you do not need to login or use the portal anymore, it was only needed once for registration and activation of the service.

### 13. VINCI Energies email addresses

Please use the following email addresses when sending PDF-invoices to VINCI Energies in Belgium:

Company Unit	Company VAT ID	Email address
<b>Cegelec Infra Technics NV</b> Bourgetlaan / Avenue Bourget 44 1130, Brussel BELGIQUE	BE0476190123	CegelecInfraTechnics@email.basware.com
<b>VINCI ENERGIES BELGIUM</b> Bourgetlaan 44 1130, Brussel BELGIQUE	BE0881526496	VinciEnergiesBELGIUM@email.basware.com
<b>PROMATIC-B</b> 24 Leon Bekaertlaan 9880, AALTER BELGIQUE	BE0427372793	PromaticB@email.basware.com
<b>PROMATIC-W</b> Rue de Hermée 177A 4040, HERSTAL BELGIQUE	BE0444085695	PromaticW@email.basware.com
<b>Cegelec SA</b> Bourgetlaan / Avenue Bourget 44 1130, Brussel BELGIQUE	BE0402031346	CegelecSA@email.basware.com
<b>Cegelec SA</b> Bourgetlaan / Avenue Bourget 44 1130, Brussel BELGIQUE	LU14629164	CegelecSALU@email.basware.com
<b>FACEO BELGIUM SA</b> Avenue du Port 86C, Boîte 201 1000, BRUXELLES BELGIQUE	BE0461149381	FaceoBelgium@email.basware.com
<b>PPP Betrieb Schulen Eupen S.A.</b> Werthplatz 4-8 4700, Eupen BELGIQUE	BE0831842108	PPPBetriebSchulenEupen@email.basware.com
<b>Vinci Energies International Belgium</b> Avenue Bourget 44 1130, Bruxelles BELGIQUE	BE0841646927	VinciEnergiesInternationalBelgium@email.basware.com
<b>Cegelec Fire Solutions</b> Bourgetlaan / Avenue Bourget 44 1130, Brussel BELGIQUE	BE0844082716	CegelecFireSolutions@email.basware.com
<b>Cegelec Industry NV/SA</b> Bourgetlaan / Avenue Bourget 44 1130, Brussel	BE0539891310	CegelecIndustry@email.basware.com

Company Unit	Company VAT ID	Email address
BELGIQUE		
<b>VINCI Facilities Belgium</b> Havenlaan/Av. du Port 86C Bus 201 1000, Brussel BELGIQUE	BE0508450838	VINCIFacilitiesBelgium@email.basware.com
<b>COMANTEC</b> Hogenakkerhoekstraat, 10 9150, Kruiseke BELGIQUE	BE0473477883	Comantec@email.basware.com
<b>Fit IT</b> Verlorenbroodstraat , 122 9820, Merelbeke BELGIQUE	BE0458581158	FitIT@email.basware.com
<b>HOOYBERGHS HVAC</b> Industriezone Veedijk , Bleukenlaan 9 2300, Turnhout BELGIQUE	BE0435758048	HooybergHvac@email.basware.com
<b>INSTALLATIETECHNIEK BELGIE (ITB)</b> Hogenakkerhoekstraat, 10 9150, Kruiseke BELGIQUE	BE0431998111	InstallatieTechniekBelgie@email.basware.com
<b>ITB HOLDING</b> Hogenakkerhoekstraat, 10 9150, Kruiseke BELGIQUE	BE0880532841	ITBholding@email.basware.com
<b>RADAR AUTOMATION NV</b> Leon Bekaertlaan, 24 9880, Aalter BELGIQUE	BE0436003815	RadarAutomationNV@email.basware.com
<b>RADAR AUTOMATION SARL</b> rue Marie Curie 1 56890, Plescop FRANCE	FR52428569552	RadarAutomationSARL@email.basware.com
<b>AXIANS AV</b> Bourgetlaan 42 1130, Brussels BELGIQUE	BE0435513865	AxiansAV@email.basware.com
<b>TranzCom</b> Quai de Biestebroek 300 1070, Bruxelles BELGIQUE	BE0457961942	TranzCom@email.basware.com
<b>FEM Electronique</b> 13 Rue Georges Auric 75019, Paris 19	FR46445217854	FEMElectronique@email.basware.com

Company Unit	Company VAT ID	Email address
FRANCE		
<b>Cegelec Fire Solutions NL</b> Calandstraat 1 3316EA, DORDRECHT NEDERLAND	NL851441841B01	CegelecFireSolutionsNL@email.basware.com
<b>AVTEurope</b> Postbaan 65 2910, Essen BELGIQUE	BE0821531305	AVTEUROPE@email.basware.com
<b>SEContracting</b> Verlorenbroodstraat , 122 9820, Merelbeke BELGIQUE	BE0820406501	SEContracting@email.basware.com
<b>EVT</b> Postbaan 65 2910, Essen BELGIQUE	BE0534692506	EVT@email.basware.com
<b>Cegelec Control Sys&amp;Serv</b> 22 avenue Jean Mermoz Charleroi BELGIQUE	BE0842188642	CegelecCSS@email.basware.com
<b>Legendre Conveyors</b> 't Hofveld 11 1702 Dilbeek BELGIQUE	BE0883727606	Legendreconveyors_BE@email.basware.com
<b>IZEN Energy Systems</b> Hoeksken 56 2275 LILLE BELGIE	BE0461969032	IZENENERGYSYSTEMS@email.basware.com
<b>IZEN Renewable Energy</b> Bijsterhuizen 24-13 6604 LK Wijchen NEDERLAND	NL851487981B01	IZENRENEWABLES@email.basware.com

### Track your invoice status

VINCI Energies ERP updates the invoice status in Basware on the daily basis:

<u>All</u>	Inbox	Sent	Purchase Order ▶
Showing all 1 results			
Last Updated ▼	Status ▶	Information ( Sort by: Invoice Date ⚡ Due Date ⚡ )	
4/30/2020 2:10:34 AM	Transferred for Payment	Invoice 13124656 - Document Date 04/29/2020 Total 3,554.14 EUR	

Line Data	0 line items	Files	6 attachments	History	4 events
Event Date	Status	Created by	Event Details		
4/30/2020 2:10:34 AM	Transferred for Payment		The recipient has sent the document for payment		
The payment has been processed <a href="#">Hide</a>					

Invoice status will follow the following steps:

Steps	Status in Basware	Description in Basware Portal (History Tab)
Lack of required data	Rejected during delivery	The document is unreadable
Unreadable by Basware		
Sent to VE ERP System	Delivered to Recipient	Delivered document to receiver
Received in VE ERP system & being handled	In flow	Ongoing
Posted and blocked	Rejected by Recipient	The document has been blocked
Posted and validated	Transferred for payment	The payment has been processed

### Frequently Asked Questions (FAQ)

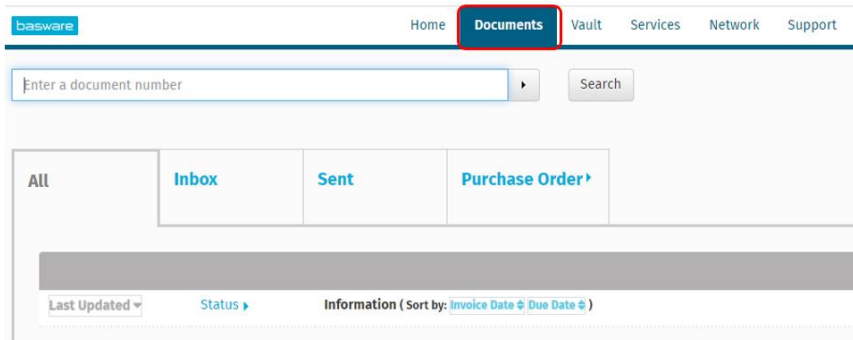
- **Question 1:** Do I need to load the invoice in Basware Portal?

No, ePDF is sending PDF invoices from your mail client (Outlook, Gmail, ERP server ...) to email provided in (§ [D. VINCI Energies email addresses](#))

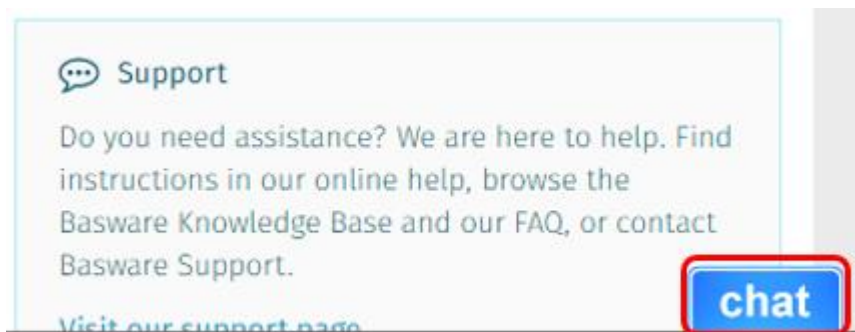
- **Question 2:** I sent the first invoice and I do not see it in Basware Portal, nor I received a notification

First invoice is handled and reviewed by Basware. Delivery of the invoice is delayed by few days.





If it is more than 2 working days, please use Chat to contact Basware

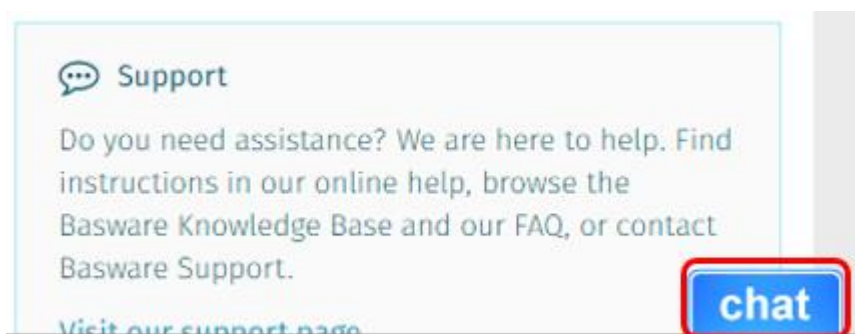


- **Question 3:** I sent the invoice and Basware rejected it

Basware provides the reason for rejection. If the reason is unregistered email address, check that the sender email address has been confirmed (§ [How to confirm sender email address](#))

If the rejection is due to missing information on invoice, please check (§ [Mandatory fields](#))

If you think that rejection reason is not valid, please contact Basware via Chat:



- **Question 4:** How to make sure that the right person will receive the invoice?

Invoices are routed to the right person based on the invoiced VINCI Energies company, which is **legal entity**

- **Question 5:** Should I put VINCI Energies VAT number on the invoice?

VINCI Energies company legal ID (VAT) is retrieved from the invoice email address. It is mandatory to have all § [Mandatory fields](#)

- **Question 6:** Does VINCI Energies check the item in the Invoice?

Basware executes checks on header data not the items. VINCI Energies accountants manually book the invoice in SAP using the items

- **Question 7:** Do I need to send paper/PDF to my contact in VINCI Energies?

No, ePDF is legally accepted by government. There is no need to contact our accountants. We will update the invoice status in Basware Portal (§ [Invoice status](#))

- **Question 8:** Can I send a TEST Invoice?

No, Basware records all the invoices received by VINCI Energies in Belgium and perform legal archiving. Thus, Test invoice is considered as a transaction and a credit note is needed to reverse the transaction in Basware.

It is recommended to send a real invoice and inform VINCI Energies in order to track it.

- **Question 9:** Can I have many accounts in Basware?

Yes, you can create many accounts. However, the email addresses sending the invoices cannot be activated in two accounts.

- **Question 10:** I sent the invoice to Basware email address and my mail client informs me that it does not exist

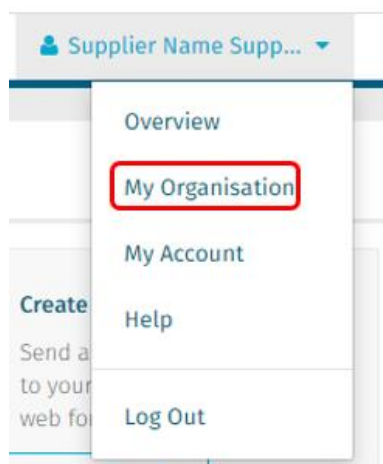
Please check carefully the Basware email address. Frequent error is: [CegelecIndustry@email.basEware.com](mailto:CegelecIndustry@email.basEware.com) instead of [CegelecIndustry@email.basware.com](mailto:CegelecIndustry@email.basware.com)

- **Question 11:** I want to share access to my company with my employees:

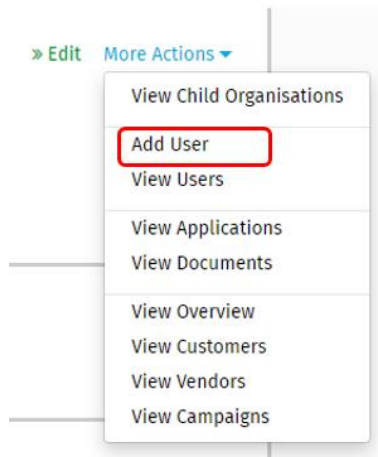
Login to Basware: [Portal.basware.com](https://portal.basware.com)

Our recommendation is to manage the account centrally and give access to users

→Select **My account**



→Select **More actions > Add user**



à **Fill the detail of the user**

Overview / My Organisation / Users / Add User

### Create New Account

<b>Email</b> <input type="text" value="supplervincitest1@yopmail.com"/>	<b>Username</b> <input type="text" value="supplervincitest1@yopmail.com"/>	<b>Country</b> <input type="text" value="Netherlands"/>
<b>Phone</b> <input type="text"/>	<b>First Name</b> <input type="text" value="Supplier user name"/>	
<b>Language</b> <input type="text" value="Nederlands"/>	<b>Last Name</b> <input type="text" value="Supplier user last name"/>	

role

End User  
 Company Administrator

The user will receive an invitation with a request to choose the password.

- **Question 12:** Should I pay for this service?

This service is free of charge for all VINCI Energies suppliers.